

How to use our handy Body Condition Score Guide

- Divide the horse into three areas (the pelvis, the back and ribs, and the neck) and score these areas separately.
- Start with the pelvis, and give a score from 0-5 as described.
- Adjust the score by half a point if there is a difference of one point or more from the pelvis to the base of the neck.


www.mareandfoal.org

Tel: 01626 355969

The Mare and Foal Sanctuary is a registered charity in England and Wales (No. 1141831) and a company limited by guarantee registered in England and Wales (No. 7584914)

Body Condition Scoring

Handy Guide

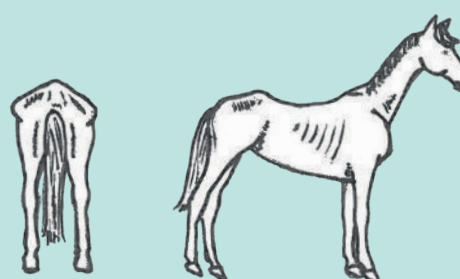


0 VERY POOR

PELVIS - Very sunken rump. Angular pelvis, skin tight over quarters. Deep cavity underneath tail.

BACK and RIBS - Skin tight over ribs, ribs very visible. Backbone very prominent and sharp.

NECK - Marked ewe neck (the top line of the neck is curved inwards), narrow and slack at base.




1 POOR

PELVIS - Supple skin but rump sunken. Pelvis and croup (the top line of the hindquarters) prominent. Cavity under tail.

BACK and RIBS - Ribs easily visible. Backbone prominent, sunken skin on either side of backbone.

NECK - Ewe neck (the top line of the neck is curved inwards), slack at base.




2 MODERATE

PELVIS - Rump is flat on either side of backbone. Croup (the top line of the hindquarters) well defined, has some fat. Slight cavity under tail.

BACK and RIBS - Ribs are just visible. Backbone can be felt but is covered.

NECK - Narrow but firm.




3 GOOD

PELVIS - Rounded, covered by fat. Pelvis easily felt. No gutter along back.

BACK and RIBS - Just covered, with ribs easily felt. Backbone can be felt but is well covered.

NECK - Firm. No crest (except for stallions).




4 FAT

PELVIS - Well covered by fat, need to apply firm pressure to be able to feel. Gutter to root of tail.

BACK and RIBS - Need to apply pressure to be able to feel ribs, well covered.

NECK - Wide and firm, slight crest.



5 VERY FAT

PELVIS - Pelvis cannot be felt (buried). Skin distended, deep gutter to root of tail.

BACK and RIBS - Ribs cannot be felt (buried). Back broad and flat with deep gutter.

NECK - Very wide and firm, folds of fat, marked crest.

Equine Weight and Body Condition Score Chart

Name of Equine:

Height:

Age:

My vet's recommendation of target/healthy weight for equine:

Month	Date	Weight in Kg	Body Condition Score					
0 Start			0	1	2	3	4	5
Month 1			0	1	2	3	4	5
Month 2			0	1	2	3	4	5
Month 3			0	1	2	3	4	5
Month 4			0	1	2	3	4	5
Month 5			0	1	2	3	4	5
Month 6			0	1	2	3	4	5
Month 7			0	1	2	3	4	5
Month 8			0	1	2	3	4	5
Month 9			0	1	2	3	4	5
Month 10			0	1	2	3	4	5
Month 11			0	1	2	3	4	5
Month 12			0	1	2	3	4	5

The Mare and Foal Sanctuary - Equine Advice:

We are here to offer no-shame advice and help with any horse or pony questions or issues you might have. Our Welfare Outreach and Advice team has more than 30 years' experience to call upon.

We share that knowledge with the wider equine community, to help improve the health and welfare of horses and ponies wherever they might be and no matter how well cared for.

If you have any horse or pony questions, contact our friendly Welfare Outreach and Advice team on **01626 355969** or email equine@mareandfoal.org.



My horse's healthy weight range:

 Kg

to

 Kg